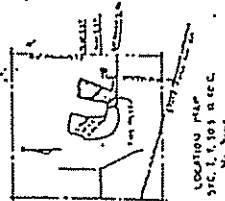
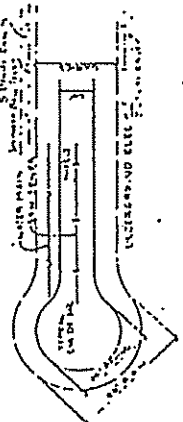



TYPICAL SITE

- Notes:
- 1. SEE PLAN FOR DIMENSIONS AND LOCATIONS OF BUILDINGS AND PARKING AREAS.
 - 2. SEE PLAN FOR DIMENSIONS AND LOCATIONS OF UTILITIES.
 - 3. SEE PLAN FOR DIMENSIONS AND LOCATIONS OF LANDSCAPING.
 - 4. SEE PLAN FOR DIMENSIONS AND LOCATIONS OF FENCES AND WALLS.
 - 5. SEE PLAN FOR DIMENSIONS AND LOCATIONS OF DRIVEWAYS AND PATHS.
 - 6. SEE PLAN FOR DIMENSIONS AND LOCATIONS OF SIGNAGE.
 - 7. SEE PLAN FOR DIMENSIONS AND LOCATIONS OF LIGHTING.
 - 8. SEE PLAN FOR DIMENSIONS AND LOCATIONS OF SEWER AND WATER LINES.
 - 9. SEE PLAN FOR DIMENSIONS AND LOCATIONS OF GAS LINES.
 - 10. SEE PLAN FOR DIMENSIONS AND LOCATIONS OF TELEPHONE LINES.
 - 11. SEE PLAN FOR DIMENSIONS AND LOCATIONS OF CABLE TV LINES.
 - 12. SEE PLAN FOR DIMENSIONS AND LOCATIONS OF AIR CONDITIONING UNITS.
 - 13. SEE PLAN FOR DIMENSIONS AND LOCATIONS OF ROOFING.
 - 14. SEE PLAN FOR DIMENSIONS AND LOCATIONS OF FLOORING.
 - 15. SEE PLAN FOR DIMENSIONS AND LOCATIONS OF WALLS AND CEILING.
 - 16. SEE PLAN FOR DIMENSIONS AND LOCATIONS OF DOORS AND WINDOWS.
 - 17. SEE PLAN FOR DIMENSIONS AND LOCATIONS OF STAIRS AND ELEVATORS.
 - 18. SEE PLAN FOR DIMENSIONS AND LOCATIONS OF MECHANICAL ROOMS.
 - 19. SEE PLAN FOR DIMENSIONS AND LOCATIONS OF ELECTRICAL PANELS.
 - 20. SEE PLAN FOR DIMENSIONS AND LOCATIONS OF TELEPHONE ROOMS.
 - 21. SEE PLAN FOR DIMENSIONS AND LOCATIONS OF CABLE TV ROOMS.
 - 22. SEE PLAN FOR DIMENSIONS AND LOCATIONS OF STORAGE ROOMS.
 - 23. SEE PLAN FOR DIMENSIONS AND LOCATIONS OF OFFICES.
 - 24. SEE PLAN FOR DIMENSIONS AND LOCATIONS OF CONFERENCE ROOMS.
 - 25. SEE PLAN FOR DIMENSIONS AND LOCATIONS OF BREAK ROOMS.
 - 26. SEE PLAN FOR DIMENSIONS AND LOCATIONS OF RESTROOMS.
 - 27. SEE PLAN FOR DIMENSIONS AND LOCATIONS OF SHOWERS.
 - 28. SEE PLAN FOR DIMENSIONS AND LOCATIONS OF KITCHENS.
 - 29. SEE PLAN FOR DIMENSIONS AND LOCATIONS OF DINING ROOMS.
 - 30. SEE PLAN FOR DIMENSIONS AND LOCATIONS OF LIVING ROOMS.
 - 31. SEE PLAN FOR DIMENSIONS AND LOCATIONS OF BEDROOMS.
 - 32. SEE PLAN FOR DIMENSIONS AND LOCATIONS OF BATHS.
 - 33. SEE PLAN FOR DIMENSIONS AND LOCATIONS OF HALLS.
 - 34. SEE PLAN FOR DIMENSIONS AND LOCATIONS OF CLIMBING WALLS.
 - 35. SEE PLAN FOR DIMENSIONS AND LOCATIONS OF PLAY AREAS.
 - 36. SEE PLAN FOR DIMENSIONS AND LOCATIONS OF SWIMMING POOLS.
 - 37. SEE PLAN FOR DIMENSIONS AND LOCATIONS OF TENNIS COURTS.
 - 38. SEE PLAN FOR DIMENSIONS AND LOCATIONS OF GOLF COURSES.
 - 39. SEE PLAN FOR DIMENSIONS AND LOCATIONS OF BOAT DOCKS.
 - 40. SEE PLAN FOR DIMENSIONS AND LOCATIONS OF BEACHES.
 - 41. SEE PLAN FOR DIMENSIONS AND LOCATIONS OF PARKS.
 - 42. SEE PLAN FOR DIMENSIONS AND LOCATIONS OF GARDENS.
 - 43. SEE PLAN FOR DIMENSIONS AND LOCATIONS OF TREES.
 - 44. SEE PLAN FOR DIMENSIONS AND LOCATIONS OF SHRUBS.
 - 45. SEE PLAN FOR DIMENSIONS AND LOCATIONS OF FLOWERS.
 - 46. SEE PLAN FOR DIMENSIONS AND LOCATIONS OF GRASS.
 - 47. SEE PLAN FOR DIMENSIONS AND LOCATIONS OF SAND.
 - 48. SEE PLAN FOR DIMENSIONS AND LOCATIONS OF ROCKS.
 - 49. SEE PLAN FOR DIMENSIONS AND LOCATIONS OF WATER.
 - 50. SEE PLAN FOR DIMENSIONS AND LOCATIONS OF AIR.

UNITS LISTED:
 1. 1000 SQ. FT. UNIT
 2. 1200 SQ. FT. UNIT
 3. 1400 SQ. FT. UNIT
 4. 1600 SQ. FT. UNIT
 5. 1800 SQ. FT. UNIT
 6. 2000 SQ. FT. UNIT
 7. 2200 SQ. FT. UNIT
 8. 2400 SQ. FT. UNIT
 9. 2600 SQ. FT. UNIT
 10. 2800 SQ. FT. UNIT
 11. 3000 SQ. FT. UNIT
 12. 3200 SQ. FT. UNIT
 13. 3400 SQ. FT. UNIT
 14. 3600 SQ. FT. UNIT
 15. 3800 SQ. FT. UNIT
 16. 4000 SQ. FT. UNIT
 17. 4200 SQ. FT. UNIT
 18. 4400 SQ. FT. UNIT
 19. 4600 SQ. FT. UNIT
 20. 4800 SQ. FT. UNIT
 21. 5000 SQ. FT. UNIT
 22. 5200 SQ. FT. UNIT
 23. 5400 SQ. FT. UNIT
 24. 5600 SQ. FT. UNIT
 25. 5800 SQ. FT. UNIT
 26. 6000 SQ. FT. UNIT
 27. 6200 SQ. FT. UNIT
 28. 6400 SQ. FT. UNIT
 29. 6600 SQ. FT. UNIT
 30. 6800 SQ. FT. UNIT
 31. 7000 SQ. FT. UNIT
 32. 7200 SQ. FT. UNIT
 33. 7400 SQ. FT. UNIT
 34. 7600 SQ. FT. UNIT
 35. 7800 SQ. FT. UNIT
 36. 8000 SQ. FT. UNIT
 37. 8200 SQ. FT. UNIT
 38. 8400 SQ. FT. UNIT
 39. 8600 SQ. FT. UNIT
 40. 8800 SQ. FT. UNIT
 41. 9000 SQ. FT. UNIT
 42. 9200 SQ. FT. UNIT
 43. 9400 SQ. FT. UNIT
 44. 9600 SQ. FT. UNIT
 45. 9800 SQ. FT. UNIT
 46. 10000 SQ. FT. UNIT

TYPICAL UTILITIES LOCATION



BUILDING NAME	LAGO MAR COLONY II
ADDRESS	1200 N. W. 12TH AVENUE, MIAMI, FL 33136
DATE	10/1/84
SCALE	AS SHOWN
DESIGNED BY	J. W. [Signature]
CHECKED BY	[Signature]
DATE	10/1/84

